

O A S I S



Moscow Forum

(Islamic Finance & Investment)

26–27 May 2010

SUPERIOR RETURNS AT LOWER THAN MARKET RISK



- 1. Introduction**
- 2. Products**
- 3. Corporate Governance**
- 4. Mutual Funds-Emerging Markets**
-Developed Markets
- 5. Conclusion**
- 6. Annexure**

OASIS



S U P E R I O R R E T U R N S A T L O W E R T H A N M A R K E T R I S K

Introduction



Oasis is the realisation of our vision to create a GLOBAL FUND MANAGEMENT ORGANISATION by delivering....

SUPERIOR INVESTMENT PERFORMANCE CHARACTERISED BY LOW VOLATILITY

- **Founded 13 years ago in 1997**
- **Headquarters in South Africa with various offices in South Africa and Ireland**
- **Global Investment Research capacity**
- **Broad Product Range to meet the needs of all investors**
- **World Class Administration systems and service**



Oasis –Your Global Manager of Choice

S U P E R I O R R E T U R N S A T L O W E R T H A N M A R K E T R I S K

- **Excellence in service, performance and administration**
- **Investing in staff and infrastructure for the long-term**
- **Integrated business, investment & HR philosophy**
- **Experienced management team, driven by long-term goals**
- **Core competencies in all asset management disciplines**
- **Expanded Product Range to offer product across life-cycle**

Confident that our investment philosophy and share selection skills will continue to deliver superior wealth creation for our clients



S U P E R I O R R E T U R N S A T L O W E R T H A N M A R K E T R I S K

- | | | |
|--------|---|---|
| Jul 97 | — | Launch of Oasis Group |
| Aug 98 | — | Launch of Oasis Crescent Equity Fund |
| Dec 99 | — | Unit Trust License Obtained |
| Nov 00 | — | Launch of Global Equity Funds |
| Nov 01 | — | Launch of Oasis Crescent Retirement Solutions |
| Jan 03 | — | Listing of Global Equity Funds on Irish Stock Exch. |
| Nov 04 | — | JSE Listing of Oasis Crescent Property Fund |
| Dec 05 | — | Management Company of the Year |
| Sep 06 | — | Launch of Crescent Global Property Equity Fund |
| Apr 10 | — | Launch of Oasis Crescent Insurance |



2010

Failaka Fund Awards – Dubai

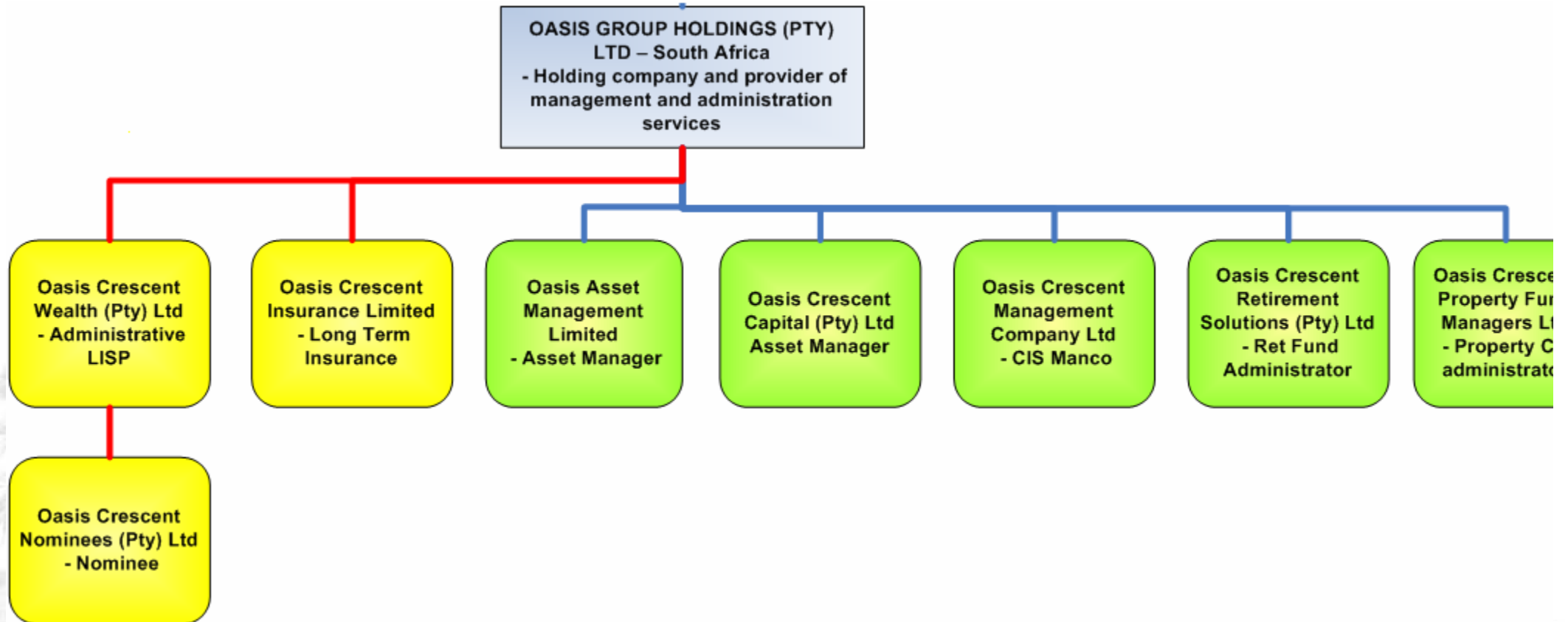
Best South African Fund in the 3 year, 5 year, 7 year and 10 year

Best Global Equity fund over 5 years



S U P E R I O R R E T U R N S A T L O W E R T H A N M A R K E T R I S K

SA Group Structure





Global Group Structure

UCITS MANAGEMENT COMPANY

Oasis Global Management Company (Ireland) Ltd

Registration number: 362471

(Administrator and Transfer Agent)

CONVENTIONAL UCITS INVESTMENT
COMPANY

Registration number: 366916

Umbrella Fund: Oasis Global Investment Fund
(Ireland) plc

SHARI'AH UCITS INVESTMENT COMPANY

Registration number: 366921

Umbrella Fund: Oasis Crescent Global
Investment Fund (Ireland) plc

OASIS



Oasis Management

S U P E R I O R R E T U R N S A T L O W E R T H A N M A R K E T R I S K



Shaheen Ebrahim
Chairman
Operations & Administration



Adam Ebrahim
Chief Executive Officer
Investments



Nazeem Ebrahim
Deputy Chairman
Legal & Regulatory

Founders remain actively involved in the management of the business



Amir Abubaker
Risk Management



Abduraghman Mayman
Chief Financial Officer



What Oasis offers?

S U P E R I O R R E T U R N S A T L O W E R T H A N M A R K E T R I S K

- **We offer wealth management solutions with a global reach to retail, institutional and high net worthy individuals.**
- **We have a diverse platform of products such as mutual funds, endowments and retirement products in emerging and developed markets**
- **This covers the needs of people from all walks and stages of life. The products mix is unrivalled conventional and ethical savings products based on our proven investment philosophy**



Consistent Investment Philosophy and Process

S U P E R I O R R E T U R N S A T L O W E R T H A N M A R K E T R I S K

	2000	2005	2010
Philosophy			
❖ Long Only	✓	✓	✓
❖ Downside Protection	✓	✓	✓
❖ Low Volatility	✓	✓	✓
Process			
❖ In-House research	✓	✓	✓
❖ Bottom Up Focus	✓	✓	✓
❖ Selection Criteria	✓	✓	✓
-Equity	✓	✓	✓
-Property	✓	✓	✓
-Income	✓	✓	✓
Implementation	✓	✓	✓



- **The Oasis Group is an independent investment manager and administrator**
- **We have world class systems and extensive in-house research skills and administration capacity**
- **We operate globally in highly regulated jurisdictions**
- **We are focussed on delivering excellence in performance and the highest quality service to all our clients**



- **Member administration for unit trust and retirement funds – IFLEX which is part of Oracle = Global best practice**
- **Investment administration for unit trust, retirement funds and institutional clients – Sungard Suite = Global best practice**
- **Hardware – IBM and SunMicrosystems**
- **Database - Oracle**
- **Security – Global best practice for WAN, LAN, Internet, Mail, operating systems, desktops and application security**



Where is Oasis located

S U P E R I O R R E T U R N S A T L O W E R T H A N M A R K E T R I S K



Cape Town - South Africa



Dublin - Ireland



We are registered in the following countries:

- **South Africa**
- **Ireland**
- **Mauritius**
- **Singapore**
- **Malaysia**

OASIS



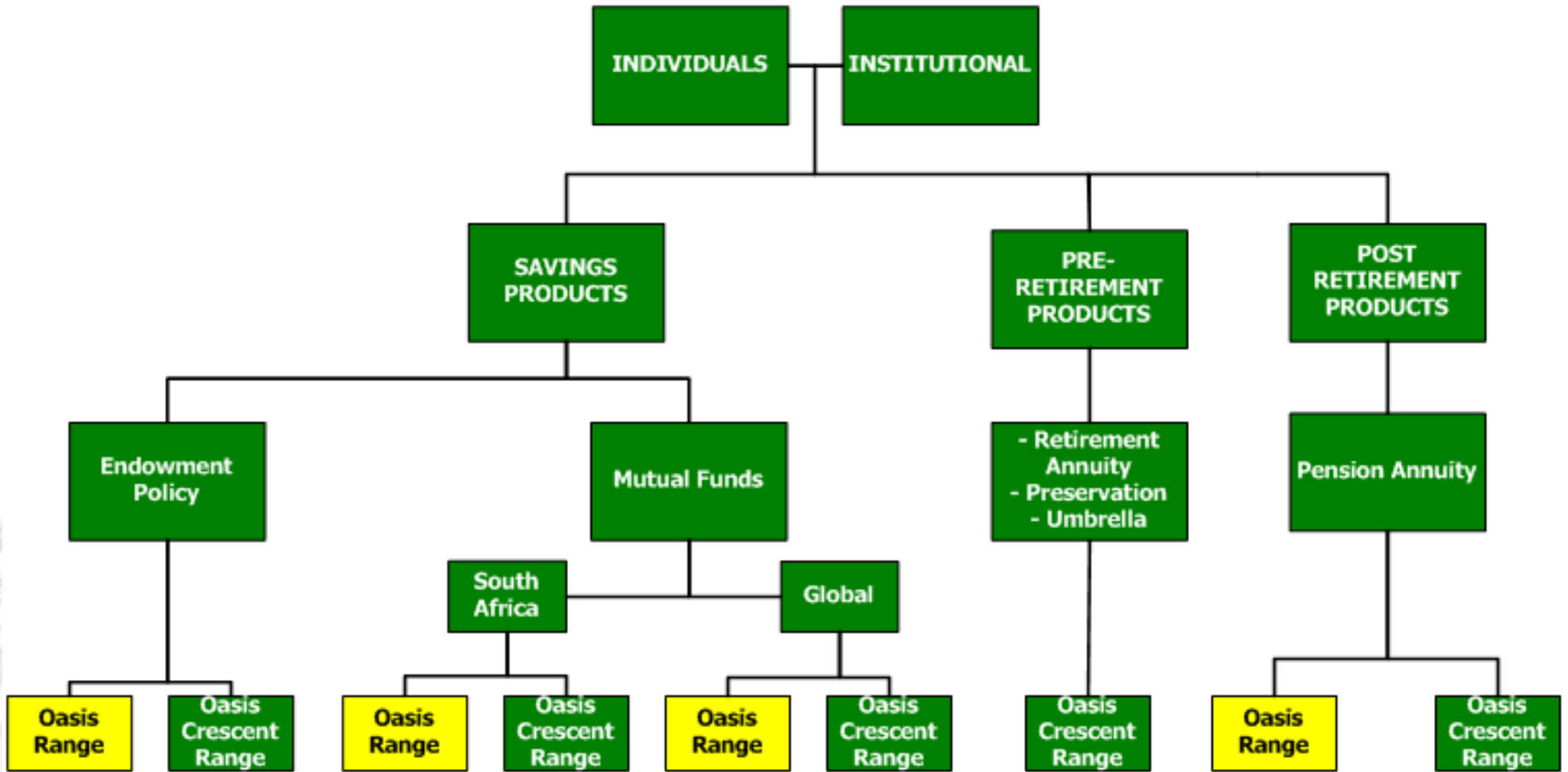
S U P E R I O R R E T U R N S A T L O W E R T H A N M A R K E T R I S K

Products



Product Offerings

S U P E R I O R R E T U R N S A T L O W E R T H A N M A R K E T R I S K





Range of Funds Emerging Market–South Africa

S U P E R I O R R E T U R N S A T L O W E R T H A N M A R K E T R I S K

	OASIS CRESCENT	OASIS
EQUITY	Oasis Crescent Equity Fund Oasis Crescent International Feeder Fund	Oasis General Equity Fund Oasis International Feeder Fund
HIGH EQUITY BALANCED FUND	Oasis Crescent Balanced High Equity Fund	-
MEDIUM EQUITY BALANCED FUND	Oasis Crescent Balanced Progressive Fund	Oasis Balanced Fund
LOW EQUITY BALANCED FUND	Oasis Crescent Balanced Stable FoF	Oasis Balanced Stable Fund of Funds
FLEXIBLE EQUITY	Oasis Crescent Worldwide Flexible Fund of Funds	-
INCOME	Oasis Crescent Income Fund	Oasis Money Market Fund Oasis Bond Fund
PROPERTY	Oasis Crescent Property Fund Oasis Crescent International Property Feeder Fund	Oasis Property Equity Fund



Range of Funds Developed Markets

S U P E R I O R R E T U R N S A T L O W E R T H A N M A R K E T R I S K

GLOBAL RANGE	OASIS CRESCENT	OASIS
EQUITY	Oasis Crescent Global Equity Fund	Oasis Global Equity Fund
PROPERTY	Oasis Crescent Global Property Equity Fund	Oasis Global Property Equity Fund
INCOME	Oasis Crescent Global Income Fund	Oasis Global Money Market Fund



Pre-retirement & Post retirement Products

S U P E R I O R R E T U R N S A T L O W E R T H A N M A R K E T R I S K

PRODUCT TYPE	OASIS CRESCENT	OASIS
RETIREMENT	Oasis Crescent Retirement Fund Oasis Crescent Retirement Annuity Fund Oasis Crescent Preservation Pension Fund Oasis Crescent Preservation Provident Fund	<ul style="list-style-type: none"> - High Equity - Medium Equity - Low Equity
ENDOWMENT	Oasis Crescent Endowment Policy <ul style="list-style-type: none"> - High Equity - Medium Equity - Low Equity 	Oasis Endowment Policy <ul style="list-style-type: none"> - High Equity - Medium Equity - Low Equity
LIVING ANNUITY	Oasis Crescent Pension Annuity Policy <ul style="list-style-type: none"> - High Equity - Medium Equity - Low Equity - Cash Only 	Oasis Pension Annuity Policy <ul style="list-style-type: none"> - High Equity - Medium Equity - Low Equity - Cash Only



Retirement Funds

- Products designed to save for retirement
- Products to preserve retirement savings when changing jobs
- Tax efficient and flexible

Endowment

- Contractual savings plan for haj, umrah, marriage, education
- Tax efficient and flexible

Living Annuity

- Provides pensions/retirees with an income for life
- Tax efficient and flexible

OASIS



S U P E R I O R R E T U R N S A T L O W E R T H A N M A R K E T R I S K

Corporate Governance



S U P E R I O R R E T U R N S A T L O W E R T H A N M A R K E T R I S K

- Holding company comprises of executive and Independent non- executive directors
- Adherence to internationally accepted practice

- Auditor includes

PRICEWATERHOUSECOOPERS 

KPMG

- Custodians and Trustees

 Standard Bank | South Africa

- Regulated by



FINANCIAL REGULATOR
Rialtóir Airgeadais



JOHANNESBURG STOCK EXCHANGE





Oasis Global Management Company (Ireland) Ltd

Executive - Shaheen Ebrahim, Adam Ebrahim, Dustin Power

Independent Non Executive - David Casey, Peter Oakes

Oasis Crescent Global Investment Fund (Ireland) plc

Non Executive - Shaheen Ebrahim, Nazeem Ebrahim, Adam Ebrahim

Independent Non Executive - Michael Kirby, Anver Amod

Oasis Global Investment Fund (Ireland) plc

Non Executive - Shaheen Ebrahim, Nazeem Ebrahim, Adam Ebrahim

Independent Non Executive - Michael Kirby, Jeremiah Kelly



Principles
for Responsible
Investment



UNEP Finance Initiative
innovative financing for sustainability

Oasis is a signatory of the UN Principles of Responsible Investment



"I applaud the leadership of the institutions that have committed themselves to this undertaking, and urge other investors around the world to join this historic effort."

**Ban Ki-moon,
UN Secretary-General**



- **Our primary goal is to maintain and grow our clients investments**
- **Adherence to ethical standards of investment in both Oasis and Oasis Crescent Range of products**
- **Oasis Crescent Range of products have to date dispensed over \$2mil NPI to public benefit organisations in the following areas:**
 - **Education**
 - **Healthcare**
 - **Disaster Relief**
- **Oasis Group has contributed directly towards various cultural, social and community development programs**
 - **Through direct management of their financial assets**
 - **Through direct charitable donations**



Oasis Global Institutional Membership

S U P E R I O R R E T U R N S A T L O W E R T H A N M A R K E T R I S K

Oasis Group is a member of, and adheres to the prescribed guidelines of the following reputable Islamic Institutions

- **AAIOFI:** Accounting & Auditing Organization for Islamic Institutions
- **IAIE:** International Association for Islamic Economics
- **IFSB:** Islamic Financial Services Board
- **GCIBFI:** General Council for Islamic Banks & Financial Institutions





- **Invested in Securities whose primary activities comply with shari'ah**
- **All securities invested in are approved by our Shari'ah Board in accordance with FIQH Academy guidelines**
- **Oasis is associated with and are member of the leading global Islamic finance and investments bodies**
- **Global best practice in shari'ah investments carried out since inception**

OASIS



Oasis Shari'ah Supervisory Board

SUPERIOR RETURNS AT LOWER THAN MARKET RISK



**Prof Mohamed
Daud Bakar
(Malaysia)**



**Shaykh Yusuf
DeLorenzo
(United States)**



**Shaykh Nizam
Yaquby
(Bahrain)**



**Mohamed Shaheen
Ebrahim
(South Africa)**

OASIS



S U P E R I O R R E T U R N S A T L O W E R T H A N M A R K E T R I S K

Emerging Markets South African Mutual Fund

OASIS



S U P E R I O R R E T U R N S A T L O W E R T H A N M A R K E T R I S K

Oasis Crescent Equity Fund

The Flagship



Significant upside potential

S U P E R I O R R E T U R N S A T L O W E R T H A N M A R K E T R I S K

The Oasis Way:

- Lower PE
- Lower EV/EBITDA
- Higher ROE
- Higher Dividend Yield
- ➔ Significant upside potential!

Weighted							
	PE	EV/ EBITDA	P:Book	DY	ROAE	D:E	Beta
Oasis Crescent Model Portfolio	12.4	9.6	3.3	2.7	20.0	37.7	0.9
FTSE JSE All Share	16.4	12.0	2.8	2.3	16.7	42.7	1.0



Sector	19-May-10
Basic Materials	37
Industrial	15
Consumer, Cyclical	12
Consumer, Non-cyclical	9
Communications	8
Energy	7
Healthcare	6
Technology	4
Investment Companies	2
Total	100



Superior Performance over Long Term

S U P E R I O R R E T U R N S A T L O W E R T H A N M A R K E T R I S K

Return (%) in ZAR	% Growth 1 year	% Growth 3 years	% Growth 5 years	% Growth 7 years	% Growth 10 years	Return Since Inception Annualised
Oasis Crescent Equity Fund	17.8	(1.7)	15.5	19.3	21.4	24.9
Benchmark	10.2	(8.3)	9.3	15.3	19.0	14.8

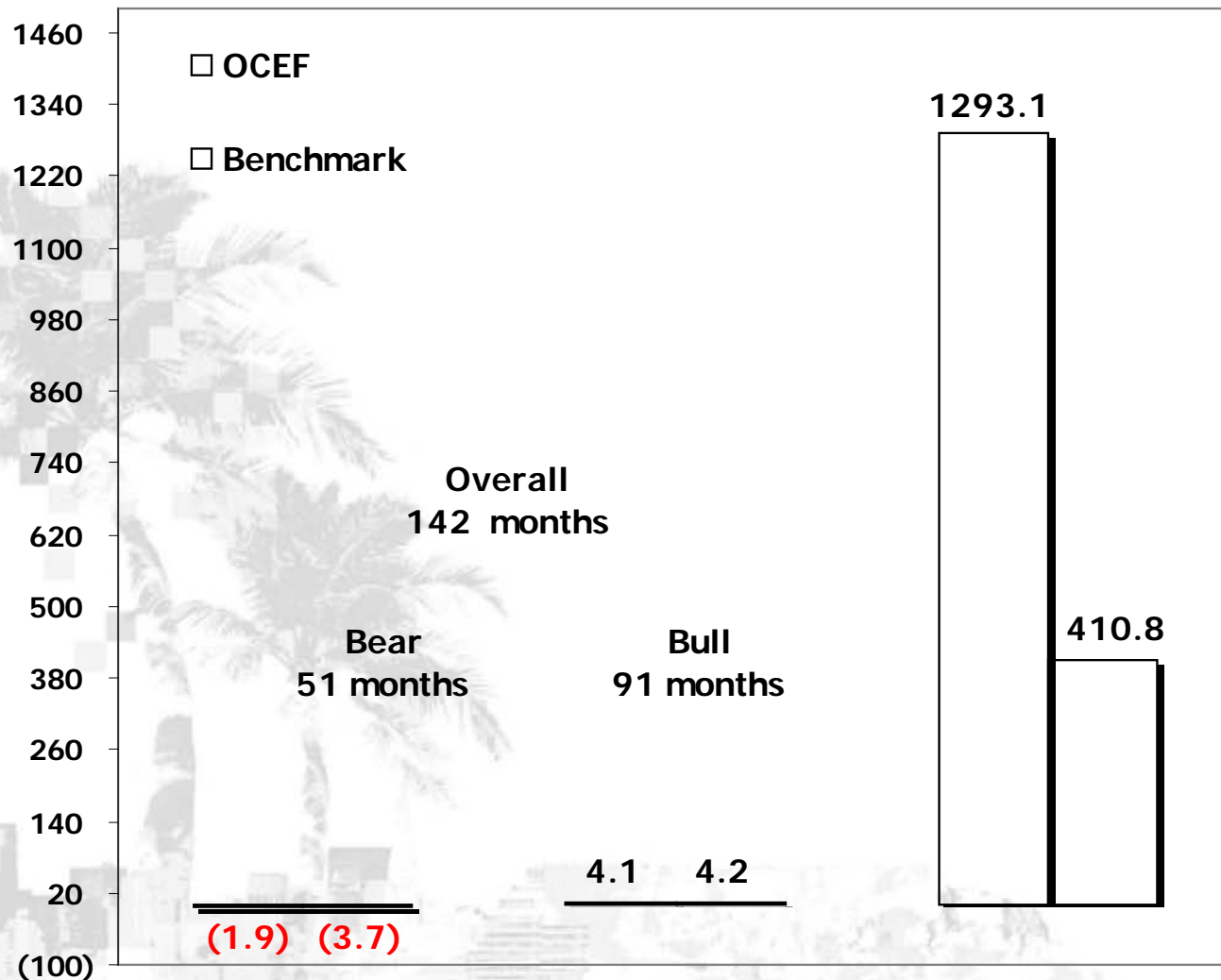
Source: Oasis, Morningstar Direct; since inception to 19 May 2010



Bull vs Bear Months

S U P E R I O R R E T U R N S A T L O W E R T H A N M A R K E T R I S K

Return (%)



Source: Morningstar Direct, OASIS; August 1998 to 19 May 2010

OASIS



S U P E R I O R R E T U R N S A T L O W E R T H A N M A R K E T R I S K

Developed Markets Global Mutual Funds

OASIS



S U P E R I O R R E T U R N S A T L O W E R T H A N M A R K E T R I S K

Oasis Crescent Global Equity Fund

The Flagship



Significant upside potential

S U P E R I O R R E T U R N S A T L O W E R T H A N M A R K E T R I S K

The Oasis Way:

- Lower PE
- Lower EV/EBITDA
- Higher ROE
- Higher Dividend Yield
- ➔ Significant upside potential!

	Weighted					
	PE	EV/ EBITDA	P: Book	DY %	ROAE %	Beta
Crescent Global Model Portfolio (Equity)	13.1	7.1	1.8	3.5	17.3	0.9
DJIM Index	16.0	8.5	2.5	2.2	14.8	1.0



Region	Oasis Crescent Global Equity Fund	Dow Jones Islamic Market
USA	46	57
Europe	41	21
Japan	10	6
Asia	2	7
Other	1	9
Total	100	100



Sector	Oasis Crescent Global Equity Fund	Dow Jones Islamic Market
Communications	18	3
Technology	18	20
Healthcare	14	18
Basic Materials	11	12
Industrial	11	13
Consumer, Cyclical	10	7
Energy	9	18
Consumer, Non-cyclical	5	8
Utilities	4	1
Total	100	100



S U P E R I O R R E T U R N S A T L O W E R T H A N M A R K E T R I S K

Return (%) in US Dollars	% Growth 1 year	% Growth 3 years	% Growth 5 years	% Growth 7 years	Return Since Inception Annualised
Oasis Crescent Global Equity Fund	15.2	(9.2)	3.5	8.5	6.8
Average Shariah Global Equity Peer Group	13.1	(8.5)	0.7	4.0	(1.8)

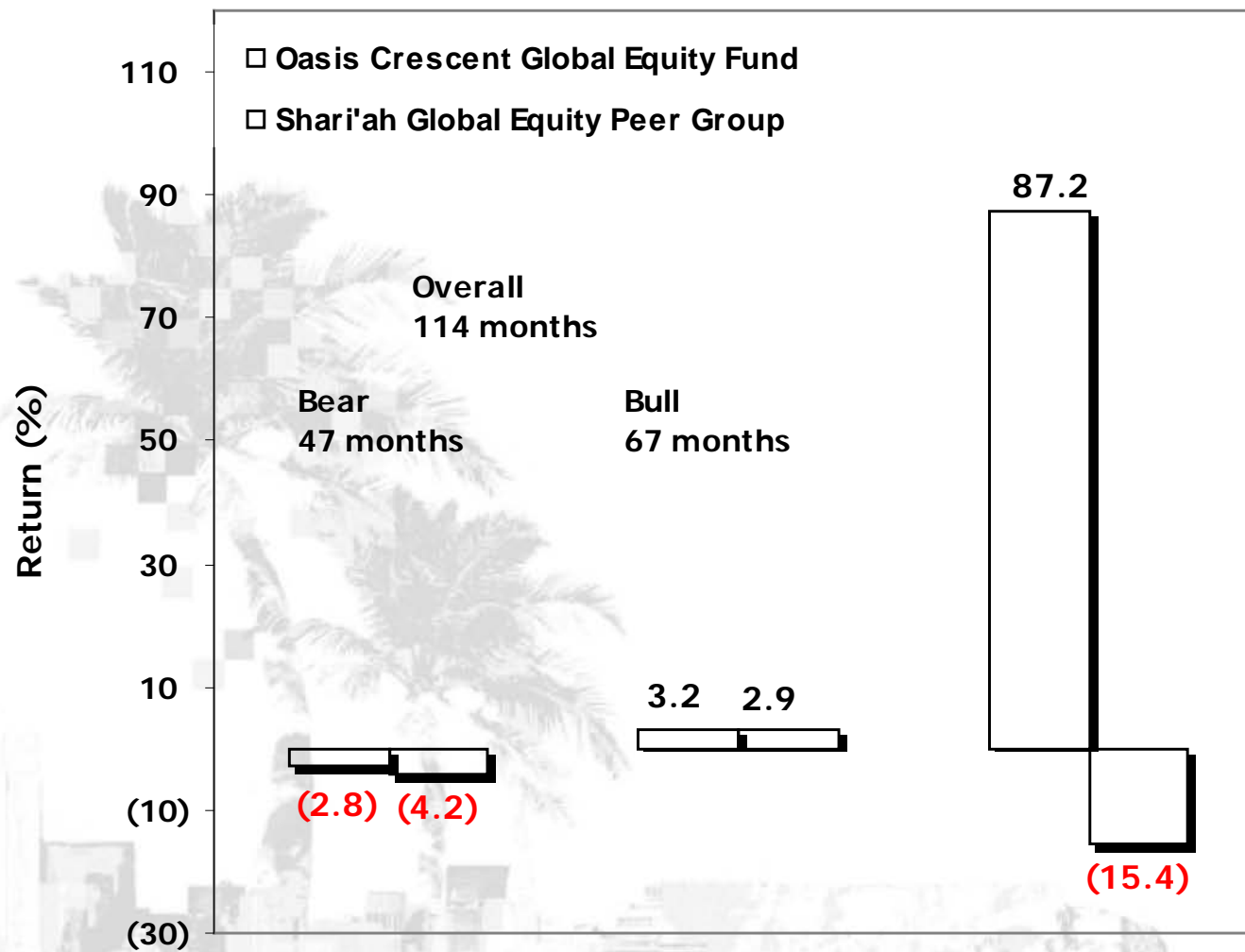
Note: Returns in US Dollars, net-of-fees

Source: Oasis; December 2000 – 19 May 2010



Bull vs Bear Months

S U P E R I O R R E T U R N S A T L O W E R T H A N M A R K E T R I S K



Source: Oasis; December 2000 – 19 May 2010



Downside Protection

S U P E R I O R R E T U R N S A T L O W E R T H A N M A R K E T R I S K

OASIS CRESCENT GLOBAL EQUITY FUND

<i>Target: To capture less than 80% of the downside</i>	Number of Bull Months	Number of Bear Months	Average Return in a Bear Month (%)		Average Downside Captured (%)	Target Achieved (%)
			Oasis Crescent Global Equity Fund	Average Global Equity Peer Group		
	67	47	-2.8	-4.2	66	√

Source: Oasis; 19 May 2010

OASIS



S U P E R I O R R E T U R N S A T L O W E R T H A N M A R K E T R I S K

Oasis Crescent Global Property Equity Fund



- **The Oasis Way:**
 - ➔ Good quality
- DY substantially higher than bond yields and inflation
 - ➔ Great value

Weighted Portfolio Characteristics

	Mkt. Cap (USD Millions)	LTV	P: NAV	FFO Yield %	DY %	10 Yr Bond Yield %	Global Inflation *
Crescent Global Property Model Portfolio (Equity)	1124	43	0.9	9.0	7.4	3.4	1.7

*Only includes inflation of countries in the Property Model Portfolio



Region	Oasis Crescent Global Property Equity Fund
Europe	34
Asia	27
USA	14
Other	14
Cash	11
Total	100



Sector	Oasis Crescent Global Property Equity Fund
Industrial	26
Retail	17
Office	17
Healthcare	15
Apartment	7
Cash	11
Diversified	7
Total	100



S U P E R I O R R E T U R N S A T L O W E R T H A N M A R K E T R I S K

Return (%) in US Dollars	% Growth 1 year	% Growth 3 years	Return Since Inception Annualised
Oasis Crescent Global Property Equity Fund	19.3	(15.6)	(9.6)
OECD+3%	5.2	5.3	5.2

Source: Oasis & Bloomberg, September 2006 to 19 May 2010

OASIS









S U P E R I O R R E T U R N S A T L O W E R T H A N M A R K E T R I S K

Conclusion



Leaders in Shari'ah investment

S U P E R I O R R E T U R N S A T L O W E R T H A N M A R K E T R I S K

1 st	Listed Islamic direct property fund in the world	
1 st	Listed global Islamic property equity fund in the world	
1 st	Islamic retirement fund in SA	
1 st	Islamic balanced fund in SA	
1 st	Islamic Income Fund in SA	
1 st	Islamic Endowments and Annuities in SA	



Thirteen Years of Growth

S U P E R I O R R E T U R N S A T L O W E R T H A N M A R K E T R I S K

Today, Oasis is established as a Global Fund Manager:

- with 8 regulated entities and 3 intl. partners ;*
- providing ethical investment solutions;*
- spread over 31 investment products;*
- offering 57 different investment options;*
- to meet all stages of the client lifecycle;*

*All Global Products are regulated by the Irish Financial Regulator
under European Union UCITS Rules; and listed on the Irish Stock Exchange*



From 1997 to 2010...

S U P E R I O R R E T U R N S A T L O W E R T H A N M A R K E T R I S K

Year	Regulated Entities	Important Events	Oasis Range Options	Oasis Crescent Range Options
1997	1	Launch of Oasis Asset Management	0	0
1998	2	Launch of Oasis Crescent Man.Company	0	1
1999	2		0	1
2000	2		2	2
2001	3	Launch of Oasis Crescent Ret. Solutions	5	4
2002	4	Launch of Oasis Crescent Capital	6	7
2003	4		8	7
2004	4		9	7
2005	5	Launch of Oasis Crescent	9	9
2006	5	Property Fund Managers	9	10
2007	5		9	11
2008	5		9	12
2009	5		9	12
2010*	8	Launch of Insurance Business	19	38

OASIS



Constantly Striving for Excellence...

S U P E R I O R R E T U R N S A T L O W E R T H A N M A R K E T R I S K

OASIS



GROUP HOLDINGS (PTY) LTD

*Oasis/Crescent -
premium brands
delivering excellence
to a discerning
investor*

OASIS



S U P E R I O R R E T U R N S A T L O W E R T H A N M A R K E T R I S K

Annexure

OASIS



S U P E R I O R R E T U R N S A T L O W E R T H A N M A R K E T R I S K

Oasis Global Equity Fund



Good value for your money...

S U P E R I O R R E T U R N S A T L O W E R T H A N M A R K E T R I S K

The Oasis Way:

- Lower PE
- Lower EV/EBITDA
- Higher ROE
- Higher Dividend Yield
- ➔ Significant upside potential!

	Weighted					
	PE	EV/ EBITDA	P: Book	DY %	ROAE %	Beta
Oasis Global Model Portfolio (Equity)	14.6	7.3	1.8	3.3	17.1	0.9
MSCI World Index	16.2	9.6	2.1	2.5	11.9	1.0



Region	19-May-10	
	OGEF	MSCI
Europe	45	28
USA	43	56
Japan	9	10
Asia	3	2
Other	0	4
Total	100	100



Sector	19-May-10	
	OGEF	MSCI
Communications	18	9
Technology	17	8
Healthcare	13	10
Industrial	12	11
Consumer, Cyclical	9	9
Energy	8	11
Basic Materials	8	7
Financial	5	21
Consumer, Non-cyclical	5	10
Utilities	5	4
Total	100	100



Superior Return Since Inception

S U P E R I O R R E T U R N S A T L O W E R T H A N M A R K E T R I S K

Return (%) in US Dollars	% Growth 1 year	% Growth 3 years	% Growth 5 years	% Growth 7 years	Return Since Inception Annualised
Oasis Global Equity Fund	16.4	(11.1)	1.8	7.9	6.4
Average Global Equity Peer Group	14.2	(11.2)	0.4	4.8	(0.2)

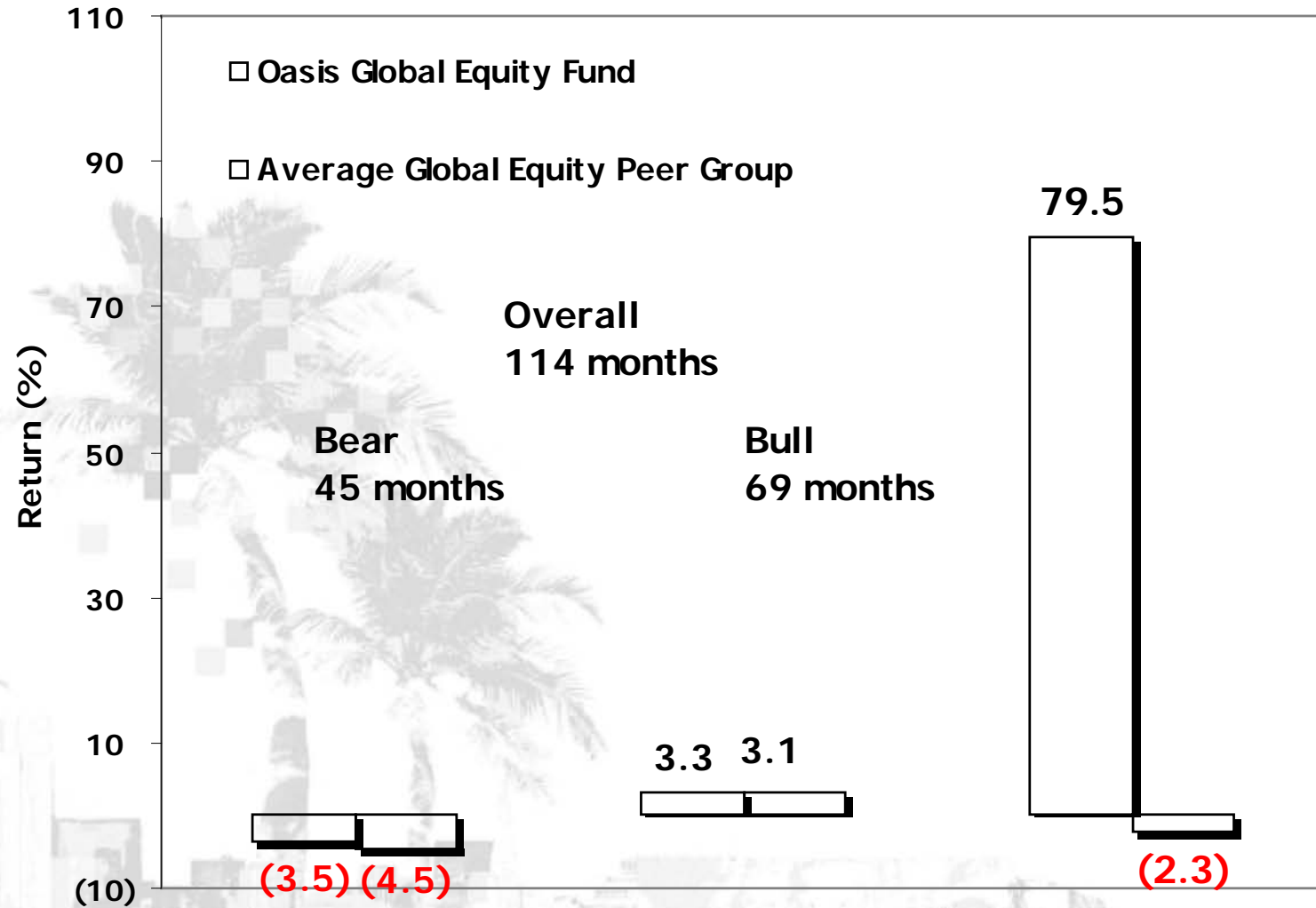
Note: Returns in US Dollars, net-of-fees

Source: Oasis; December 2000 – 19 May 2010



Bull vs Bear Months

S U P E R I O R R E T U R N S A T L O W E R T H A N M A R K E T R I S K



Source: Oasis; December 2000 – 19 May 2010



Downside Protection

S U P E R I O R R E T U R N S A T L O W E R T H A N M A R K E T R I S K

OASIS GLOBAL EQUITY FUND

<i>Target: To capture less than 80% of the downside</i>	Number of Bull Months	Number of Bear Months	Average Return in a Bear Month (%)		<i>Average Downside Captured (%)</i>	<i>Target Achieved (%)</i>
			Oasis Global Equity Fund	Average Global Equity Peer Group		
	69	45	-3.5	-4.5	77	√

Source: Oasis; 19 May 2010



Legal Disclaimer

S U P E R I O R R E T U R N S A T L O W E R T H A N M A R K E T R I S K

Past performances are not necessarily an indication of future performances. No guarantees are provided. Any calculations made are approximations, meant as guidelines only, which you must confirm before relying on them and also at the time of finalising any transaction. Oasis will therefore not be held responsible for any inaccuracies in calculations supplied. All the information appearing on the slides is provided without a representation or warranty whatsoever, whether express or implied. Oasis makes no representation or warranties about the correctness or the suitability of any products or service that appear nor the soundness of any general advice offered. Oasis shall not be responsible and disclaims all liability for any loss, liability, damage (whether direct, indirect, special or consequential) or expense of any nature whatsoever, which may be suffered as a result of or which may be attributable, directly or indirectly, to the use of, or reliance upon any information, links or service provided, or any actions and/or liability for consequential or incidental damages.